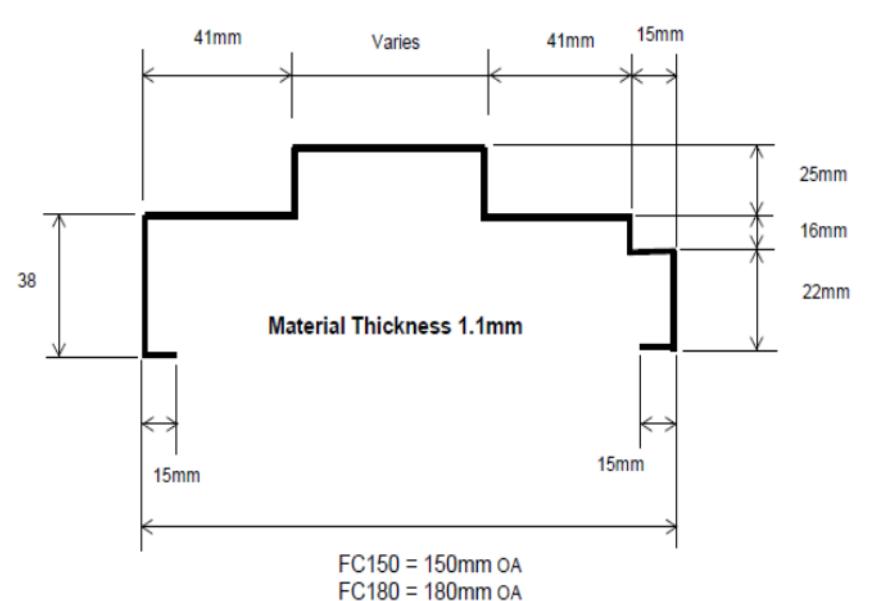
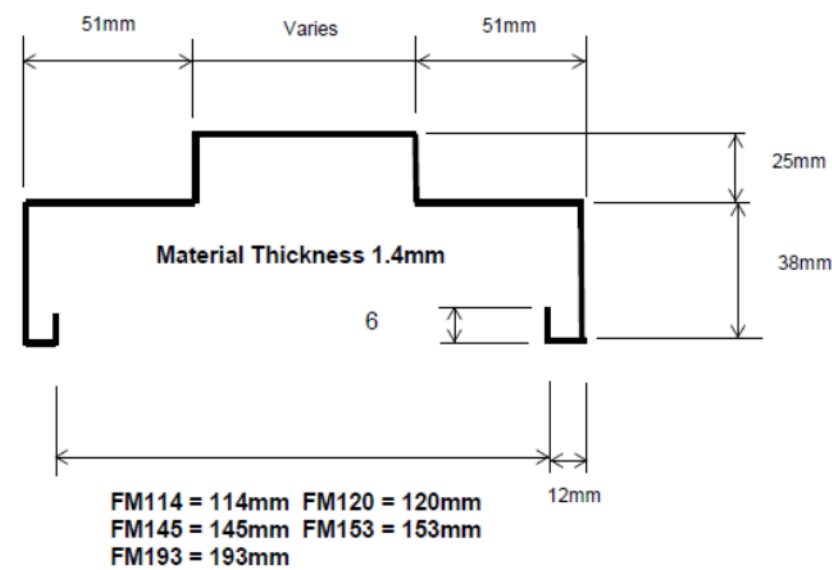
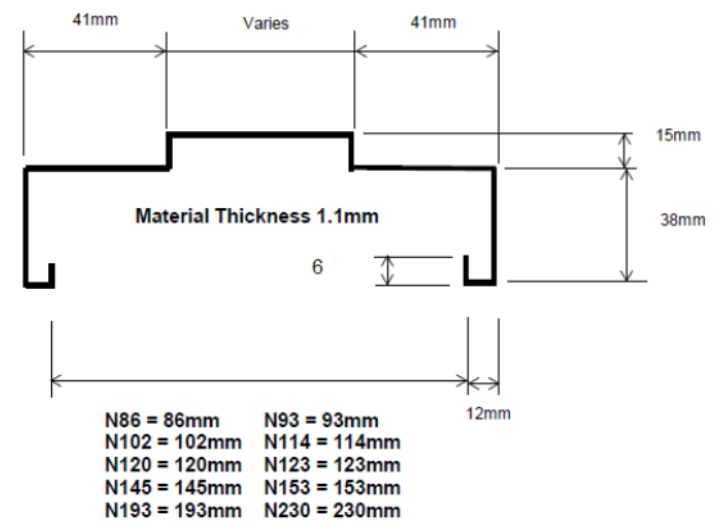
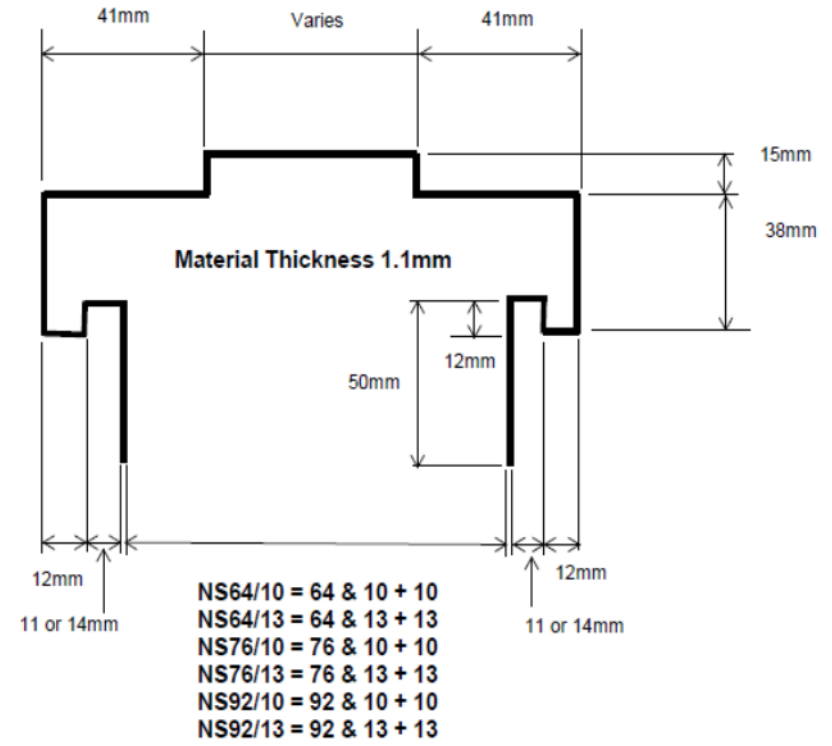
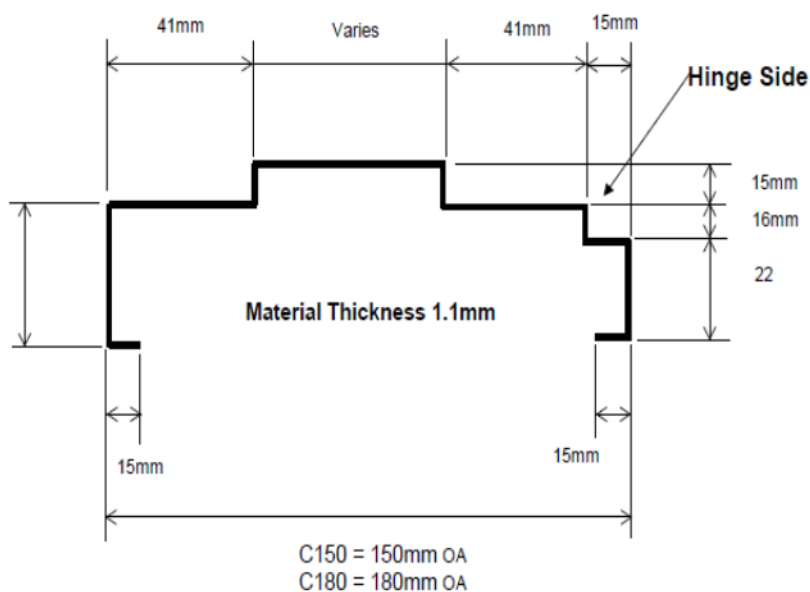
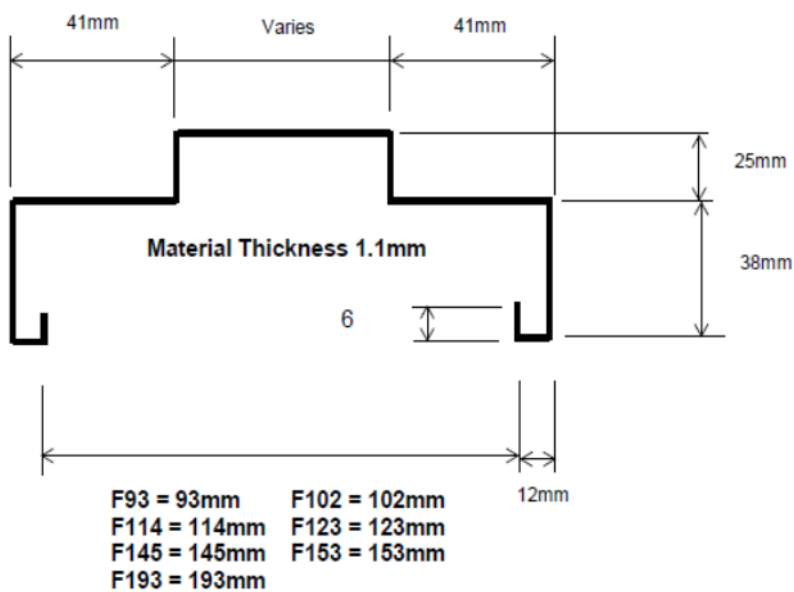
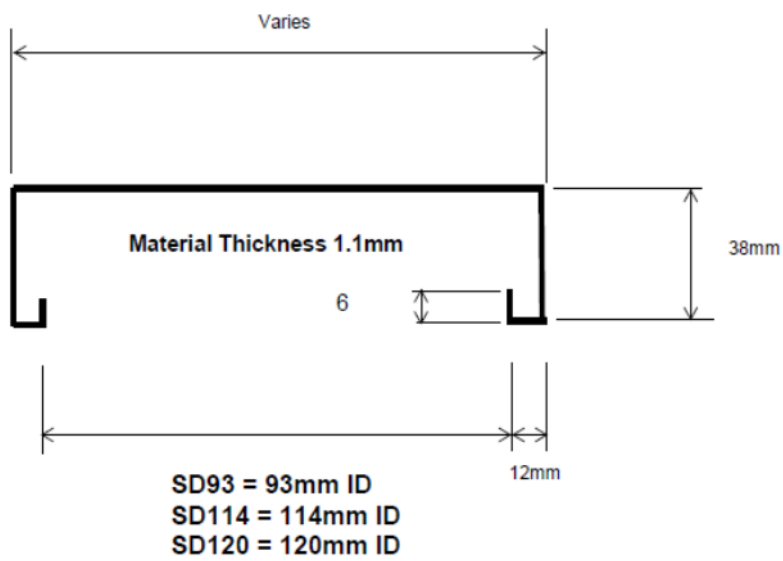
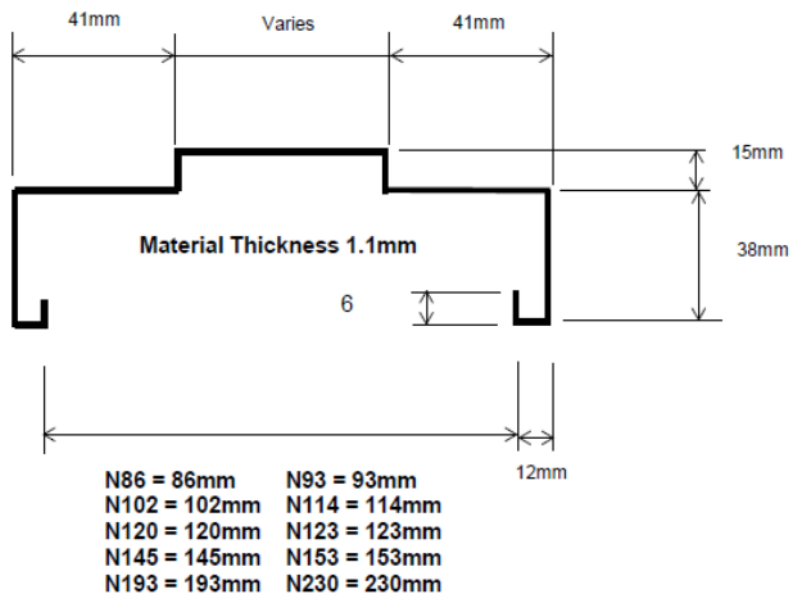



# Metal Door Frames

## Fire Rated & Non-Rated

### Frame Profiles



We have a profile to suit any opening and wall type or we custom make to suit. Call us today to see if we can help with your next project! We're here to help!



# Fire Rated Doors




**1Hr & 2 Hr Rated**

**MDF or Duracote**

**Mini 37mm**

**Maxi 47mm**

**Metal Clad**




We custom make to suit any openings. Call us today to see if we can help with your next project!  
We're here to help!

# BUSHFIRE DOORS

## BAL 29 RURAL DOORS



## BAL 29 INFUSION METAL DOORS



BAL 40 BUSHFIRE DOORS



PBUSHG 101



PBUSHSL 101



PBUSHG 104



PBUSHSL 104



PBUSHG 506



PBUSHG 513



PBUSHG 514

BAL 40 BUSHFIRE DOORS



PBUSH



PBUSH 1



PBUSH 2



PBUSH 4



PBUSH 04




PBUSH 9



PBUSH 44



PBUSH 101



PBUSH 104



# Fire Rated Door Hardware



Lever & Knob Sets

Architectural Designed Levers

DDA Compliant Levers & Turn

Commercial Grade Mortice Locks

Heavy Duty Door Closers




Roller Bolts

Security Strike Shields

Sequence Selectors

Head Latches

Flush Bolts



# Fire Rated Door Hardware

**VINCO**®

ARCHITECTURAL  
HARDWARE

 fire-rated



Fire-rated Leverset Pro 8000



Fire-rated Leverset Pro 7000



Fire-rated Premium Leverset Pro  
6000 2G



Accessories



Fire-rated Leverset Pro 6000



Fire-rated Knobset Pro 3000



V1851 Fire-rated Top Latches



LW8530 Fire-rated Top Latches



SSDS250 Sequence Selectors



SSDS305 Sequence Selectors



DC93A26 Fire-rated Door Closer



DC672 Fire-rated Door Closer

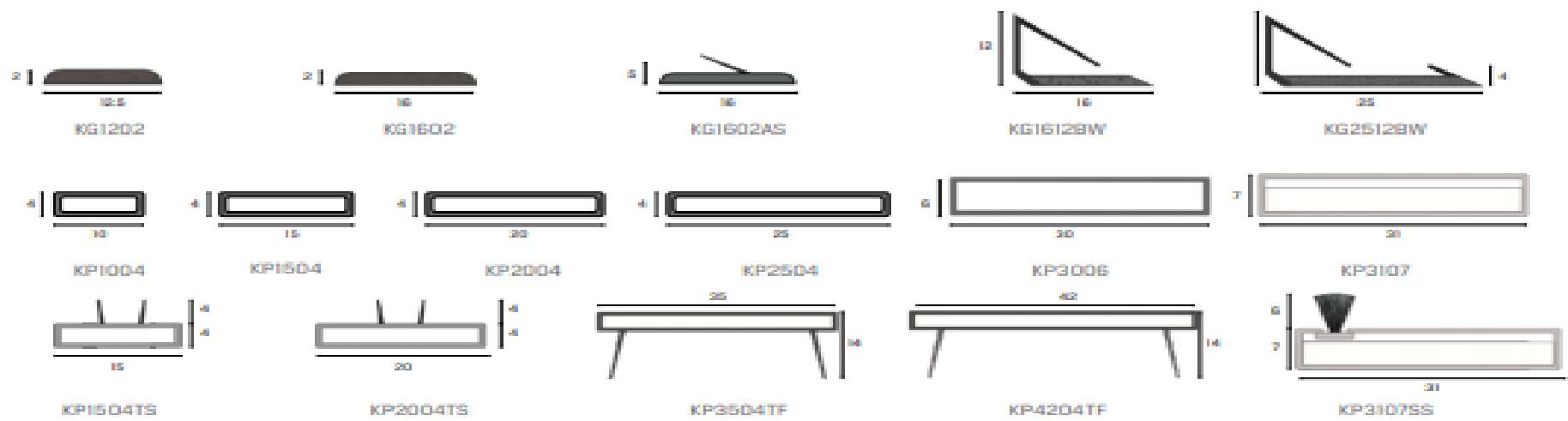


Strike Shields

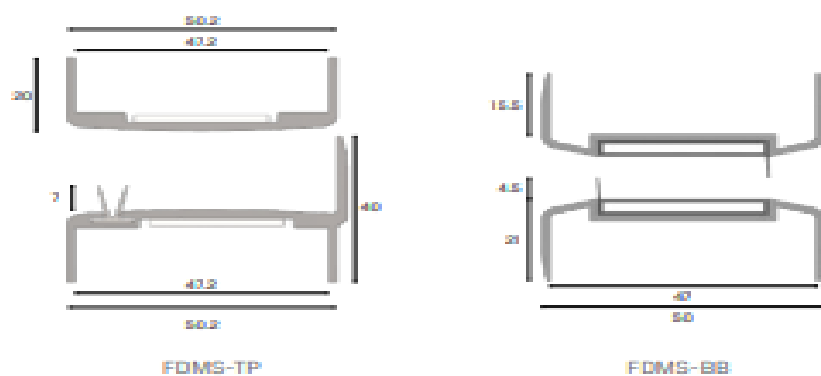
# Fire Rated Door Seals



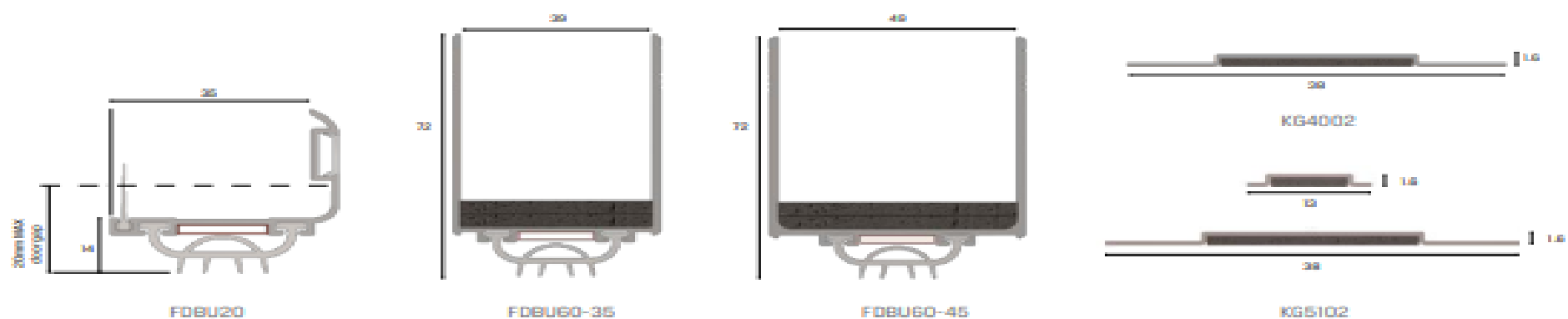
## Intumescent Fire and Smoke Seals




## Fire Door Meeting Stile Seals



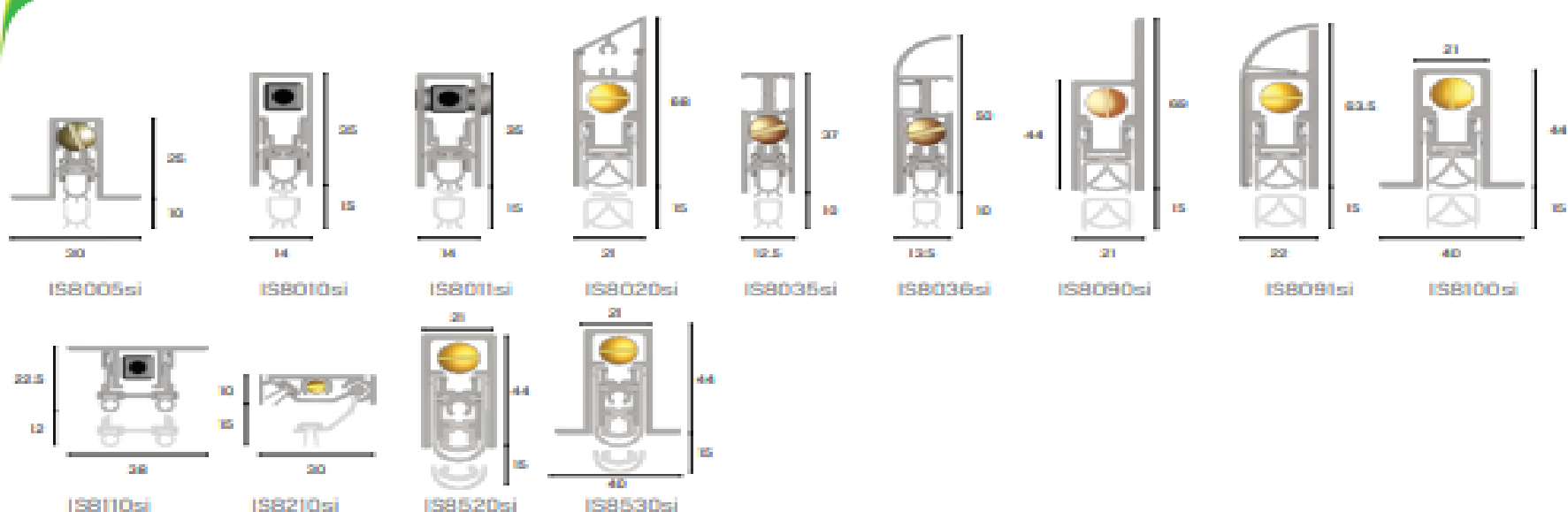
## Fire Door Upgrade Seals



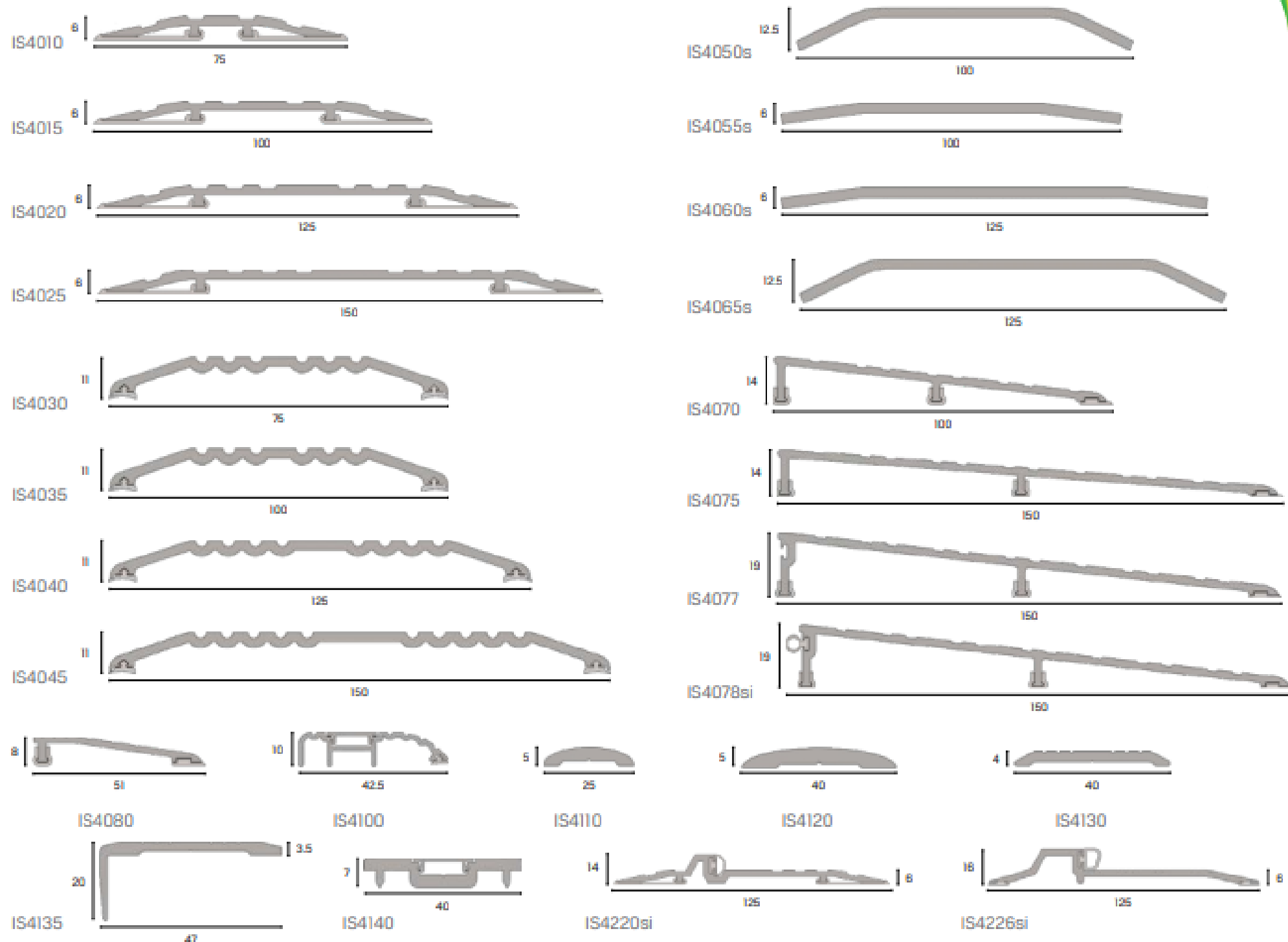
## Fire Door Ventilation Grilles



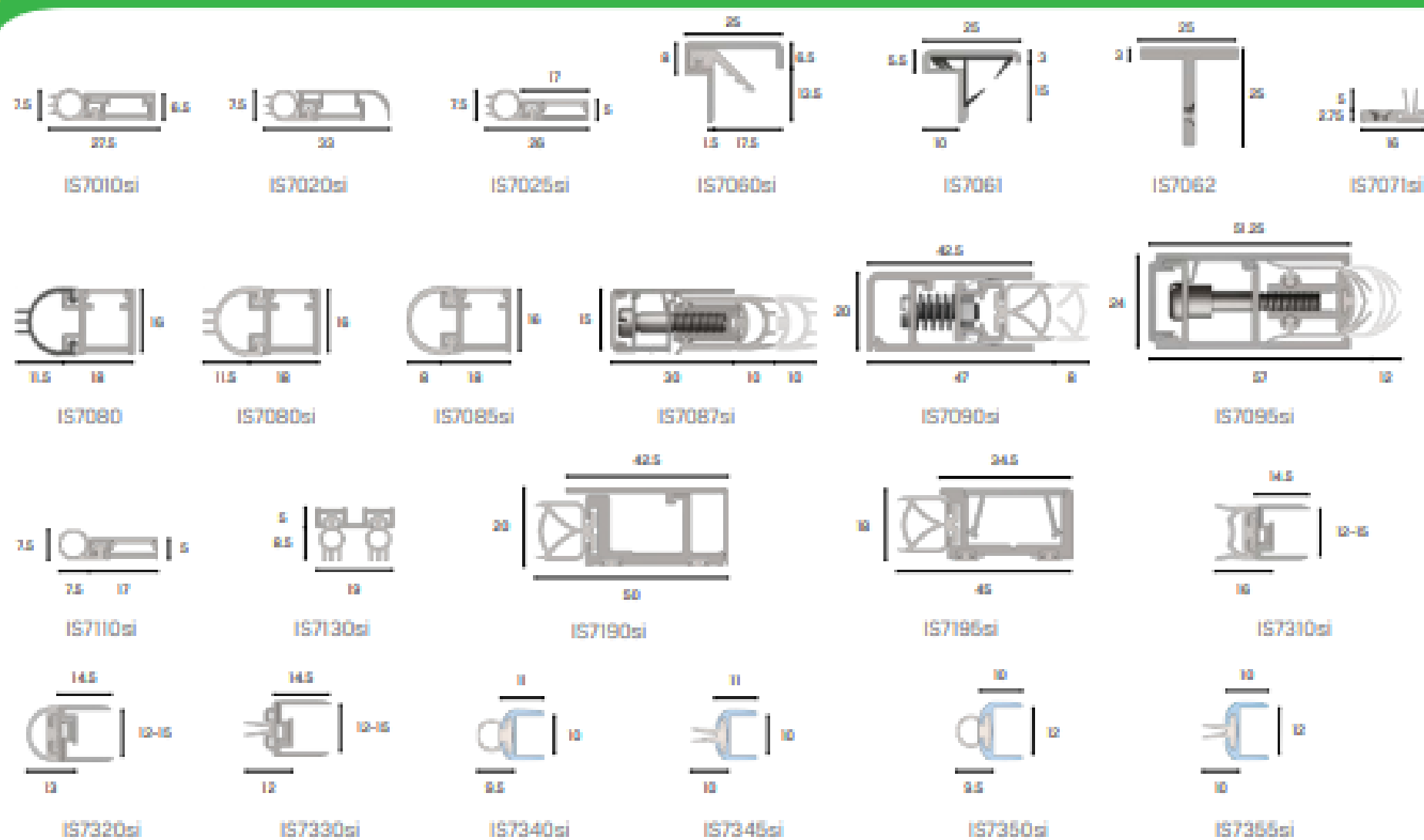
## Automatic Door Bottom Seals 8000 Series



## Threshold Plates and Ramps 4000 Series



## Perimeter Seals 7000 Series





# Signs of Fire



FPC 047  
225 x 90mm  
PC ✓



FPC 546  
225 x 125mm  
PC ✓



OS 7549 200 x 250mm  
FOR FIRE OR SMOKE DOOR HELD OPEN  
PC ✓ C



OS 7546 200 x 250mm  
FOR FIRE OR SMOKE DOOR NORMALLY CLOSED  
PC ✓ C



OS 7047 200 x 250mm  
FOR EXIT DOOR  
PC ✓ C



DP4072 200 x 200mm P C



DP5025 400 x 400mm P C



XF86AG/820  
450 x 150mm G



XF86AG/822  
450 x 150mm G



XF86AG/823  
450 x 150mm G



XF86AG/837  
450 x 150mm G



XF86AG/838  
450 x 150mm G



XW86AG/600  
450 x 150mm G



XW86AG/588  
450 x 150mm G



XW86AG/601  
450 x 150mm G



FPA 944  
200 x 200 mm  
PC

FPC 944  
200 x 200 mm C R

**VICTORIA**  
THIS SIGN IS RECOMMENDED TO BE INSTALLED WITHIN THE STAIRWELL, AT EACH LEVEL OF A FIRE STAIR AND ALSO, IN FIRE TUNNELS, WITHIN THE TUNNEL THE SIGNS SHOULD BE CONSPICUOUSLY PLACED NEAR EACH ACCESS POINT.  
COPYRIGHT SAFETYMAN 2004

IT IS ESSENTIAL THAT EGRESS PATHS SHOULD BE KEPT CLEAR. WHILST IT IS MANDATORY TO ERECT SIGNS IN NSW AND THE ACT, OTHER STATES, SIMILARLY, DEMAND CLEAR PATHS. THESE SIGNS ARE USEFUL, PARTICULARLY IN MULTI-TENANT OCCUPANCIES SUCH AS SHOPPING CENTRES AND COMMERCIAL PREMISES.



XF86AG/903  
450mm x 150mm G  
XM93/R120  
225 x 75mm PC ★  
★ NOT PHOTO LUMINESCENT



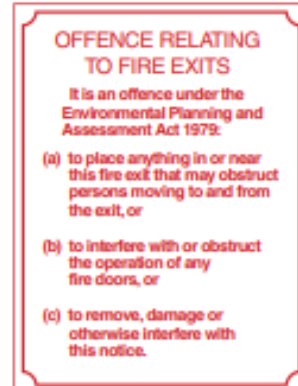
XF46AG/811  
600 x 150mm G



FPA 943  
200 x 200 mm  
PC

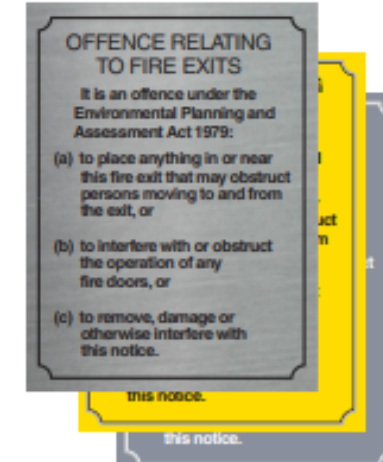
FPC 943  
200 x 200 mm C R

**QUEENSLAND**  
SIMILARLY, IT IS RECOMMENDED THAT THE SIGN BE INSTALLED WITHIN THE STAIRWELL, AT EACH LEVEL OF A FIRE STAIR AND ALSO, IN FIRE TUNNELS, WITHIN THE TUNNEL THE SIGNS SHOULD BE CONSPICUOUSLY PLACED NEAR EACH ACCESS POINT.  
COPYRIGHT SAFETYMAN 2004



XF68A/939  
150 mm x 200 mm A

XF68PC/939 PC



SILVER PC XF68PCS/939

SILVER EP FPG939S

GOLD PC XF68PCG/939

CHARCOAL PC XF68PCL/939

**NSW**  
IN THIS STATE, THE REGULATIONS REQUIRE THE SIGN TO BE MOUNTED OUTSIDE THE STAIRWELL OR TUNNEL, ADJACENT TO EACH ACCESS DOORWAY. THE DOORWAY IS THE HOLE IN THE WALL AND ADJACENT, OF COURSE, MEANS CONTIGUOUS SO THAT BOTH THE DOOR AND THE SURROUNDING WALL ARE ADJACENT, MEANING THAT THEY CAN BE MOUNTED EITHER ON THE DOOR OR THE WALL.



XM63PC/666 150 x 75mm PC



FPA942 A

PC Self-Adhesive ESTERCAL™ FILM

**ACT**  
HERE THE FIRE BRIGADE ACT REQUIRES A SIGN TO BE ERECTED IN EVERY FIRE ISOLATED STAIRWAY, IN A CONSPICUOUS POSITION, AT THE LANDING ON EACH STOREY LEVEL. UNLIKE NSW, THE SIGNS ARE WITHIN THE STAIRWELL.



XF86C/D47 450 x 150mm A

THIS LARGER SIGN IS USED EXTERNALLY WHEN THERE IS CONCERN FOR OBSTRUCTION

A Colorbond™ Metal EP Self-Adhesive Melamine Plastic

G Phosphorescent Legend Metal R Registered Design C Copyright 2004



FPC918  
150 x 225mm PC ✓



FOR FULL RANGE SEE PAGE



XF82AL/999 450 x 600mm  
XF430AL/999 600 x 750mm HL C

BHP PATTERN



XF14PR HL



XF14PK HL



XF14PW HL



XF14PB HL



XF14PO HL



XF14LY HL



FPG 977 220 mm x 290mm ✓ EP



FPG 979 220 mm x 290mm ✓ EP



SF69P/253  
150 x 225mm P ✓



SF69P/324  
150 x 225mm P



SF69P/917  
150 x 225mm P ✓



DP3012 200 x 200mm P R DP3018 400 x 400mm P R DP3057 200 x 200mm P R DP3063 400 x 400mm P R